

TU

Square Drive Torque Wrench




**UNCOMPLICATED
HYDRAULIC BOLTING**

TU

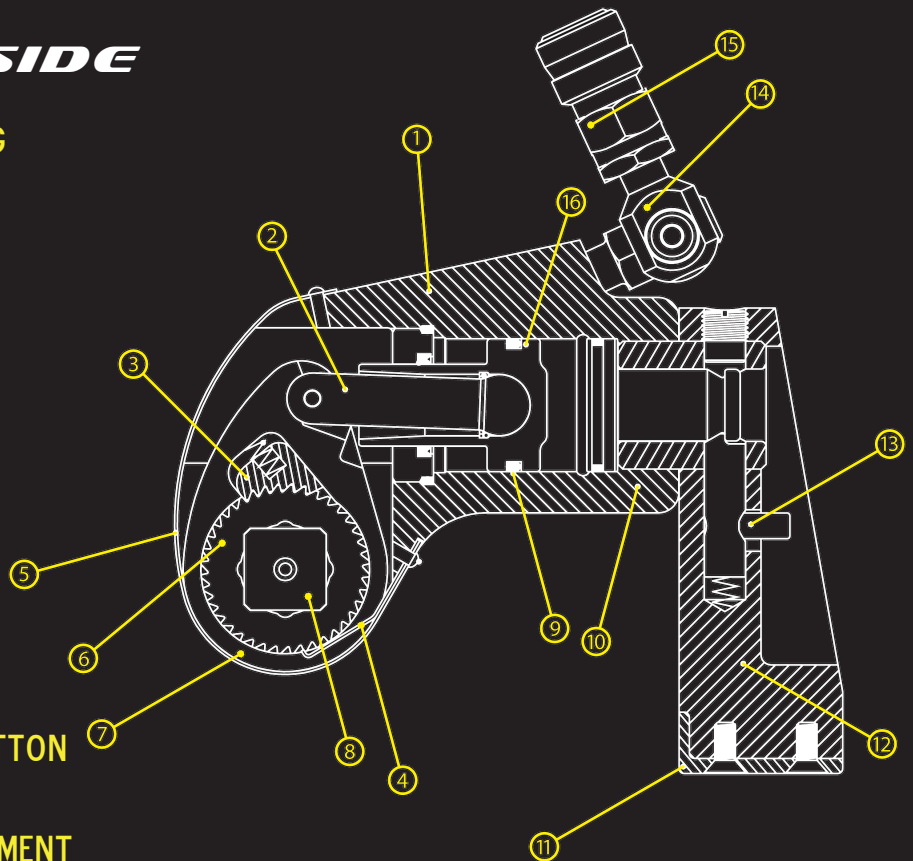
SQUARE DRIVE HYDRAULIC TORQUE WRENCH THE WRENCH WITH STYLE

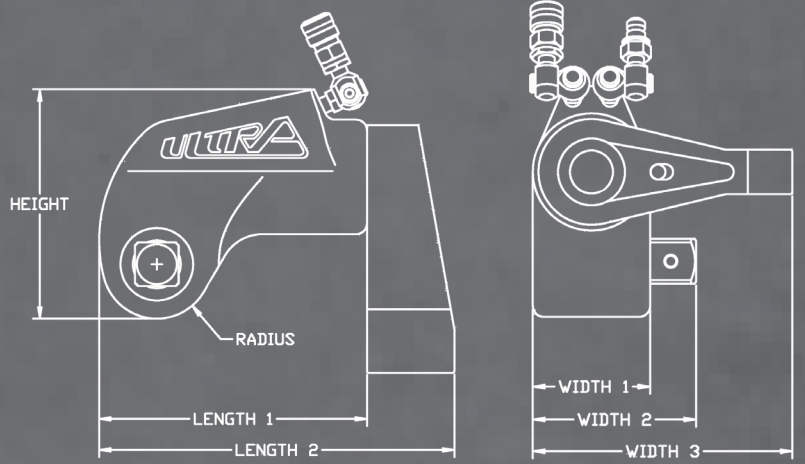
NOT ONLY DOES THE TU SERIES LOOK GOOD ... BUT IT PERFORMS GREAT!! THE "GO-TO" TOOL ON EVERY JOB-SITE IS THE TU SQUARE DRIVE HYDRAULIC WRENCH. FROM 130 FT/LBS TO 60,000 FT/LBS THE TU IS THE ONE TOOL THAT ALL CUSTOMERS KNOW WILL BE THERE WHEN THEY NEED IT. WITH ONLY THREE MOVING PARTS CONSTRUCTED FROM THE HIGHEST GRADE AEROSPACE ALLOYS, THE TU PROVIDES YEARS OF TROUBLE FREE OPERATION. WHEN IT COMES TO LUBRICATION AND PREVENTATIVE MAINTENANCE, THERE IS NO SQUARE DRIVE HYDRAULIC WRENCH COMPARABLE TO THE TU SERIES. RELIABILITY, EASE OF USE, EASE OF FITMENT ON APPLICATIONS, SIMPLE TO MAINTAIN ... THIS IS JUST THE START OF A LONG LIST OF FEATURES THAT BENEFIT THE USERS OF THE TU SERIES. AND LAST BUT NOT LEAST ... MADE IN USA!!



THE POWER INSIDE

1. PATENTED MONO-BODY HOUSING
2. BALANCED DRIVE ROD
3. MULTI-TOOTH DRIVE SEGMENT
4. ANTI-BACK LASH MECHANISM
5. LASER ENGRAVED TORQUE CHART
6. MULTI-TOOTH RATCHET
7. ONE PIECE DRIVE PLATE
8. PUSH-THROUGH DRIVE
9. SINGLE SEAL PISTON
10. DIRECT HOUSING REACTION
11. STEEL REACTION BOOT
12. LONG LENGTH REACTION ARM
13. REACTION ARM THUMB RELEASE BUTTON
14. QUICK CONNECT NO-DRIP COUPLERS
15. 360°X 360° DUAL INDEPENDENT MOVEMENT







www.appliedtorque.co.uk


POWER ENGINEERED

MODEL NUMBER	TU-2	TU-3	TU-5	TU-7	TU-11	TU-20	TU-27	TU-60
SQUARE DRIVE	3/4"	1"	1 1/2"	1 1/2"	1 1/2"	2 1/2"	2 1/2"	2 1/2"
MIN. TORQUE (ft/lbs)	127	330	550	740	1100	1940	2720	5800
MAX. TORQUE (ft/lbs)	1270	3330	5500	7400	11010	20625	27200	58000
MIN. TORQUE (nm)	172	447	745	1003	1491	2630	3687	7862
MAX. TORQUE (nm)	1722	4514	7457	10031	14925	27964	36872	78625
OUTPUT ACCURACY	+/-3%	+/-3%	+/-3%	+/-3%	+/-3%	+/-3%	+/-3%	+/-3%
REPEATABILITY	100%	100%	100%	100%	100%	100%	100%	100%
DUTY CYCLE	100%	100%	100%	100%	100%	100%	100%	100%
TOOL WEIGHT (lbs)	5.6	10.9	18.1	19.0	29.0	61.0	70.0	130.0
TOOL WEIGHT (kgs)	2.5	4.9	8.2	8.6	13.1	27.6	31.7	59.8
HEIGHT (in)	4.20	5.33	6.40	7.17	7.80	9.22	10.19	11.50
HEIGHT (mm)	106.7	135.3	162.6	182.1	198.1	234.3	258.8	292.1
LENGTH 1 (in)	4.82	6.40	7.91	8.84	9.79	9.44	12.32	15.38
LENGTH 1 (mm)	122.4	162.5	200.9	224.5	248.6	239.7	312.9	390.7
LENGTH 2 (in)	6.34	8.43	10.66	11.58	12.79	16.09	16.33	20.40
LENGTH 2 (mm)	161.0	214.1	270.7	294.1	324.8	408.9	414.8	518.2
RADIUS (in)	0.98	1.31	1.57	1.77	2.03	2.31	2.46	3.10
RADIUS (mm)	24.9	33.2	39.8	44.9	51.5	58.7	62.5	78.7
WIDTH 1 (in)	2.00	2.63	3.12	3.61	3.95	4.87	5.26	6.58
WIDTH 1 (mm)	50.8	66.8	79.2	91.7	100.3	123.6	133.6	167.1
WIDTH 2 (in)	2.79	3.68	4.64	5.06	5.43	7.15	7.57	8.89
WIDTH 2 (mm)	70.9	93.5	117.8	128.5	137.9	181.7	192.3	225.8
WIDTH 3 (in)	4.42	5.81	7.00	7.98	8.72	10.88	11.63	14.29
WIDTH 3 (mm)	112.3	147.6	177.8	202.7	221.5	276.4	295.4	363.0



TU SERIES
SQUARE DRIVE
HYDRAULIC TORQUE WRENCH

DESIGN - UNIQUE AND EXCLUSIVE
DURABLE - HIGHEST GRADE ALLOYS
DEPENDABLE - ROBUST 3 MOVING PARTS



TU SERIES

Made In USA

Eight Models From 127 ft/lbs to
58,000 ft/lbs

Every Unit Calibrated In
ISO17025 Laboratory

Manufactured With AQ
Certified Alloys

Genuine TorcUP Design

Patented Mono-Body Housing



CARRYING
CASE





We have always prided ourselves on the service we provide to our customers, whether it is a 1/4" socket or complex DC Multi-Spindle unit. Combining a range of the highest quality products with the support of our skilled, highly trained staff. Our motto is "if we cant support it, we wont sell it".

Applied Torque offer the full package providing Sales-Hire- On-Site Calibration-In House Calibration-Service-Repair-Design & Manufacture.

To know more of what we do, visit us at;
Applied Torque Systems Ltd
Unit S, Trecenydd Industrial Estate, Caerphilly, CF83 2RZ

Call us on:
02920 888883

Email us:
sales@appliedtorque.co.uk

Or visit our website:
www.appliedtorque.co.uk